



We make YOUR world secure 

EL363

Single-door Access Control System

1010010010101001 1100101100110001

1010010010101001 11001011001100

The Controller that is Small in size
but Big in features

0010111001110011001010100100
10010111001110011001010100

EL363 Single-door Access Controller

The EL363 Single-door Access Controller provides basic function of controlling the entry and exit through the particular door that it protects. The EL363 combines access controller, card reader and keypad in one unit. It offers convenient, programmable access control at a low cost. It can function in a stand-alone mode or multiple units can be connected together such that programming and report generations are handled through a PC running an ELID access management software.

Highlights for EL363

Large User & Transaction Database

Up to 2,000 users' IDs can be stored in EL363, and the most recent 1,000 transactions are logged. The information is stored in non-volatile memory, ensuring the database stays intact even when power is removed.

User Friendly Operation

EL363 is equipped with 7-segment display. The display gives clear status indication of controller condition during operation. For example, when a card is denied entry, the display shows the reason for the denial. E-ic means Invalid Card, E-ca means Time Zone violation, E-rd means Wrong Card Format etc.

Programming of the EL363 is intuitive and friendly. All commands are entered by function buttons on the keypad. Data to be keyed in and feedback of value which have been keyed in are clearly shown on the 7-segment display.

Time Zone

EL363 caters for timers and time zones, limiting access of card users according to different time of the day and different day of the week.

Built-in Reader Module

EL363 has a built-in EM Reader module.

High Security

A major user concern for stand alone controller is that once the controller is forcibly opened, the door that the controller is protecting can then be released open. For the EL363, there is option to purchase a remote relay module (EZ6) so that the inputs and outputs are located in a secure zone.

Advanced Design

EL363 uses an 8-bit microcontroller, with firmware stored in Flash Memory. The firmware can be updated in-circuit, through serial download from PC. This makes firmware upgrade hassle-free.

Reliable Operation

EL363 is equipped with a real time clock backed up by a rechargeable battery. Time will continue to run even during power failure. Essential equipment settings, card database and transaction database are stored in non-volatile EEPROM.

Optional Items

- ERM923 Exit Reader
- EZ6 Remote Relay
- EsofWIN X3 Access Manager
- E.WIN Access Manager
- EL70Y Communicator

Technical Specifications

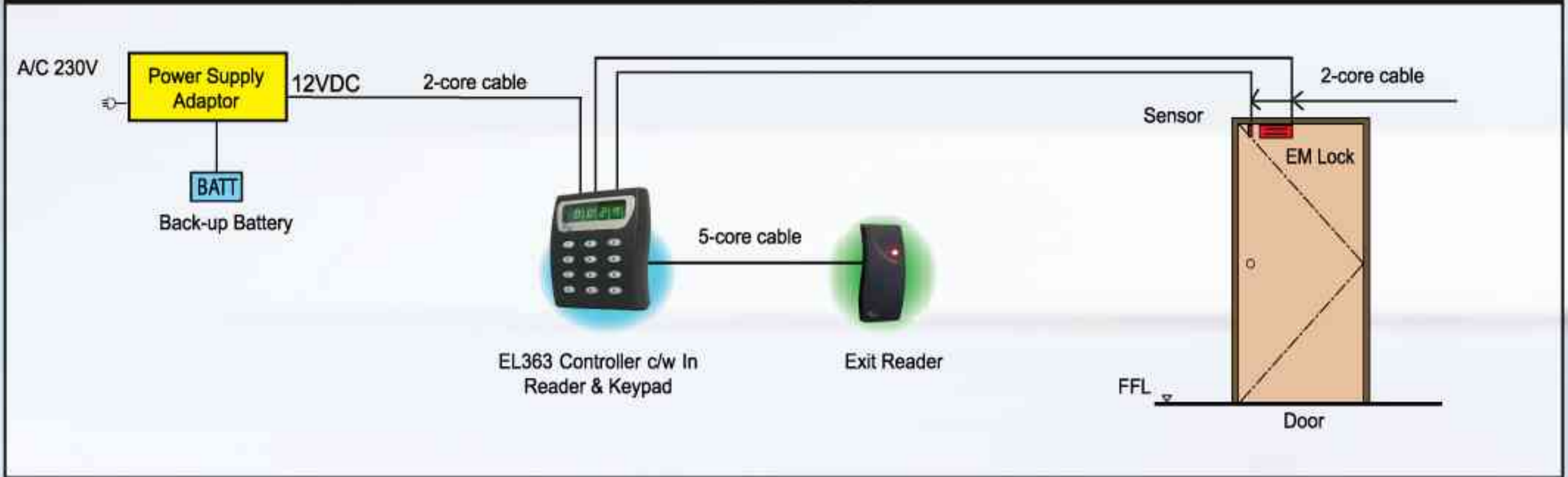
MCU	8-bit CPU running at 40 MHz
Memory	60KB Flash, 2x32KB EEPROM
Clock	Real Time Clock
Communication Interface	RS485
Output	2 (Door Lock, General Purpose Output)
Input	3 (push Button, Door Sensor, Sensor Input)
Built-in Reader	Yes
Out Reader Support	Yes
Power Supply	12 VDC
Current Consumption	0.5A
Operating Temperature (°C)	0-50



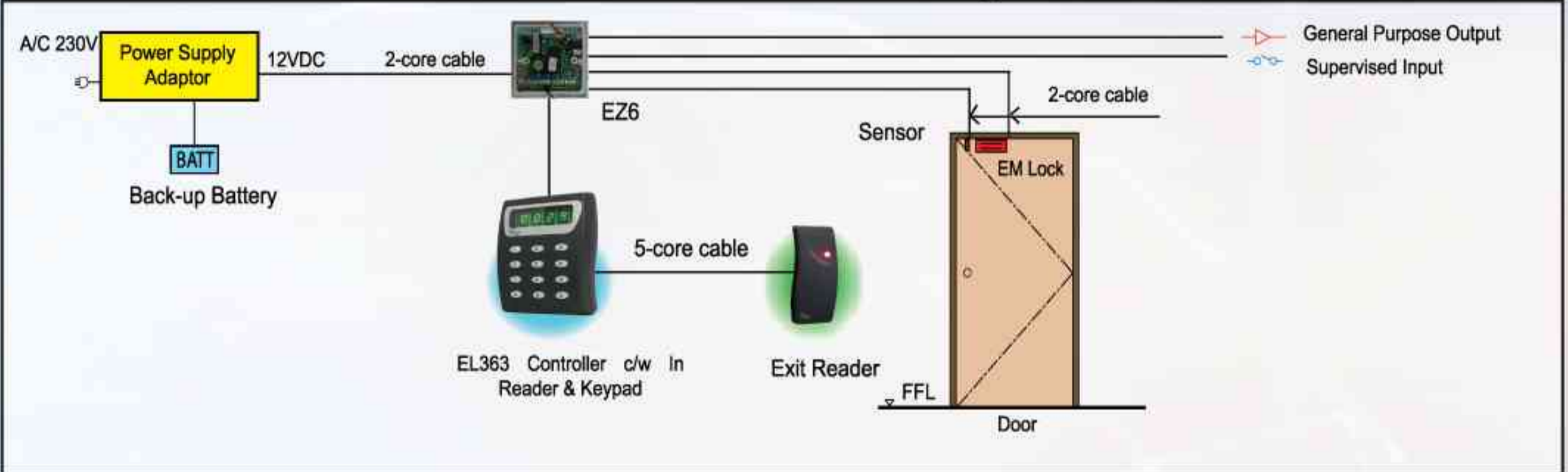
Features

Card Database	2,000
Transaction Database	1,000
Time Zone	10
Timer	24
Holiday	20
Adjustable Lock Release Time	Yes
Permanent Lock Release	Yes
Automatic Pin Disable Time Zone	Yes
Automatic Lock Release Time Zone	Yes
Card Format	Wiegand 26-bit, Free Wiegand
Operation Mode	3 (Card, Card + PIN, PIN)
Baud Rate	2400 to 9600
Options	EZ6 Remote Relay


EL363 Stand-alone Configuration



EL363 Secure-mode Stand-alone Configuration



EL363 System Configuration



For more information: check out the website at www.elid.com, or contact our dealers. ELID has a policy of continuous research and development, and reserves the right to change specifications without notice.

www.elid.com